



JCT16130IS 130A SCR

Rev.A.1.2

DESCRIPTION:

This device is a 130A SCR (Silicon Controlled Rectifier) with a peak forward current of 130A and a peak reverse current of 10A. It is designed for use in power electronics applications, such as motor drives and power supplies. The device is available in a TO-18 package.

MAIN FEATURES

1	2	3
---	---	---

I_{GS}	$V_{GS} = 5V, I_D = 100\mu A, T_j = 25^\circ C$	I_{GS}	5	A
P_{tot}	$T_j = 25^\circ C$	P_{tot}	1	W
P_{tot}		P_{tot}	2	W
V_{GS}	$T_j = 25^\circ C, I_D = 100\mu A, I_{GS} = 5A$	V_{GS}	13	V

ELECTRICAL CHARACTERISTICS

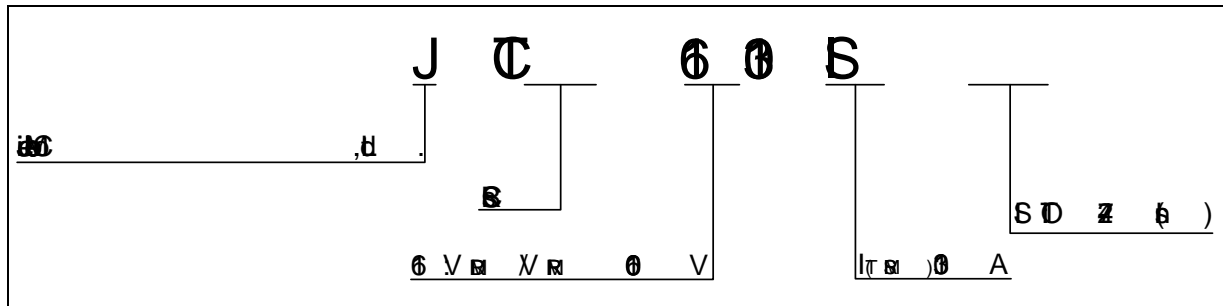
Symbol	Test Condition	Value			Unit
		MIN.	TYP.	MAX.	
I_G	$V_{DS} = 10V, I_D = 100\mu A, T_j = 25^\circ C$	0	-	0	A
V_G		-	-	1.3	V
V_G	$V_{DS} = 10V, I_D = 100\mu A, T_j = 25^\circ C, R_{L} = 1k\Omega$	0	-	-	V
I_L	$I_G = 2I_G$	-	-	0	A
I_H	$I_T = A$	-	-	0	A
t_{d}	$V_{DS} = 10V, I_D = 100\mu A, T_j = 25^\circ C$	20	-	-	V s
t_o	$I_G = 0A, I_A = 1A, I_{R0} = 0A, T_j = 25^\circ C$	-	7	-	s
t_b		-	0	-	

STATIC CHARACTERISTICS

Symbol	Parameter	Value(MAX.)	Unit
V_{th}	$I_{th} = 100\mu A, T_j = 25^\circ C$	1.6	V
V_D	$T_j = 25^\circ C$	0	V
R_D	$T_j = 25^\circ C$	4.5	
I_{GS}	$V_{DS} = 10V, V_{GS} = 10V$	$T_j = 25^\circ C$	0
I_{RS}		$T_j = 25^\circ C$	2

$t_{d} = t_{EMer} / P_w = 1.5 \times 10^{-4} s$

ORDERING INFORMATION



MARKING

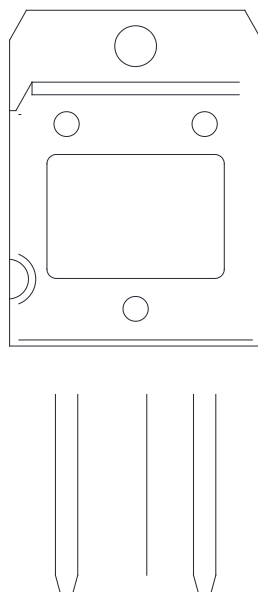








FIG.1: 
 -

FIG.2:  -






FIG.7 

ORDERING INFORMATION

Order code	Voltage V_{DRM}/V_{RRM} (V)	IGT(mA)	Package	Base qty. (pcs)	Delivery mode
JCT16130IS	1600	20-80	ITO-247(Ins)	25	Tube

Document Revision History

Rev	Description	Author
A.3, 0.3	A.10	zh
A	A.1	Rw R _p & V _m
A	A	zh

PACKAGE MECHANICAL DATA

①



