



CT16EH

20A 6R

R A.1.1

0

www

60

60

R

p

by

/d

60


60

6


is

60

60 / 60



0



NY

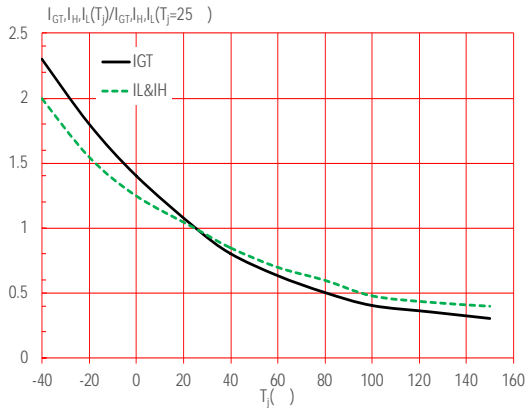
is _____ J CT 6 6 E H -/
., u .

0516EH

0 0 Mb

Co

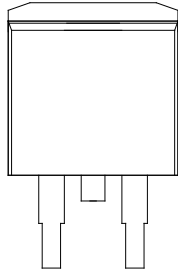
FG: 000
0000
000



C516EH

ð ð M d(EWE 28498)0 15.71.164.88 9

AM



R	D							
	M			b				
	M	p	M	M	p	M		
A	99		1	.9			0	
B	47		35				0	0
C	94		95				0	0
D	24						0	
E	12		15				0	0
F								

