

# JIEJIE MICROELECTRONICS CO., LTD.

---

JST12E-600SW 12A TRIAC

Rev.A.1.1

DESCRIPT 6w 0.41E0.7 -A gil~pS...i 8V `pÖU À p@!InÈ3R p " D†H(d 0 à À





FIG.1: Maximum power dissipation versus RMS on-state current

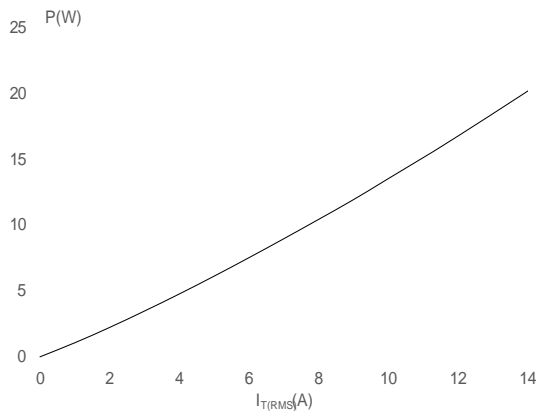


FIG.3: RMS on-state current versus ambient temperature (printed circuit board FR4,copper WKLFNQHV V P IXOO F\FOH

FIG.2: RMS on-state current versus case temperature

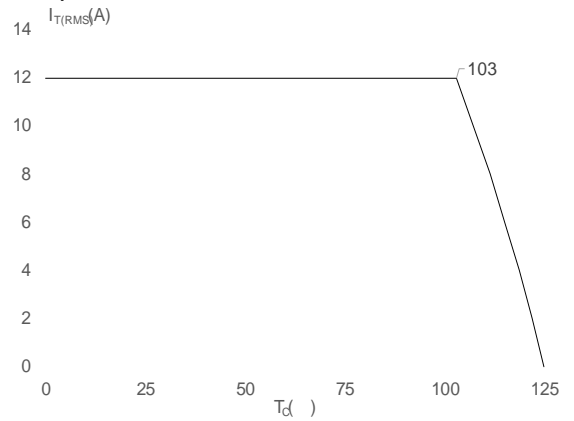


FIG.4: Surge peak on-state current versus number of cycles

FIG.7: Relative variations of gate trigger current, holding current and latching current versus junction temperature

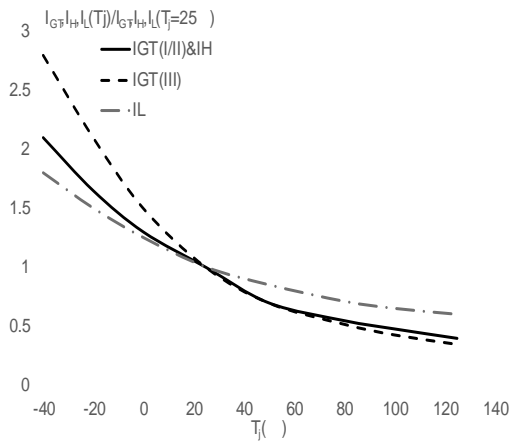


FIG.8 ÖTest circuit for inductive and resistive loads to IEC-61000

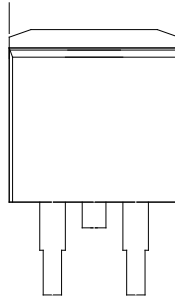
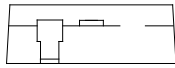
## ORDERING INFORMATION

Order code	Voltage $V_{DRM}/V_{RRM}$ (V)	IGT(mA)	Package	Base qty. (pcs)	Delivery mode
		- -			
JST12E-600SW	600	10	TO-263	50	Tube
JST12E-600SW-TR				800	Tape & Reel

## Document Revision History

Date	Revision	Changes
Apr.11, 2023	A.1.0	Last updated
Oct.20, 2025	A.1.1	Revise PACKAGE MECHANICAL DATA

PACKAGE MECHANICAL DATA



Ref.	Dimensions					
	Millimeters			Inches		
	Min.	Typ.	Max.	Min.	Typ.	Max.
A	9.90		10.20	0.390		0.402
B	14.70		15.80	0.579		0.622
C	9.40		9.60	0.370		0.378
D	2.40			0.094		
E	1.20		1.50	0.047		0.059
F	0.75		0.85	0.029		0.033



