

**JST131N2-600D 1A TRIAC**

Rev.A.1.1

**DESCRIPTION:**

The JST131N2-600D triac is suitable for general purpose AC switching. It can be used as an ON/OFF function in applications such as heating regulation, induction motor starting circuits, for phase control operation in light dimmers, motor speed controllers. Package SOT-89-2L is RoHS compliant.

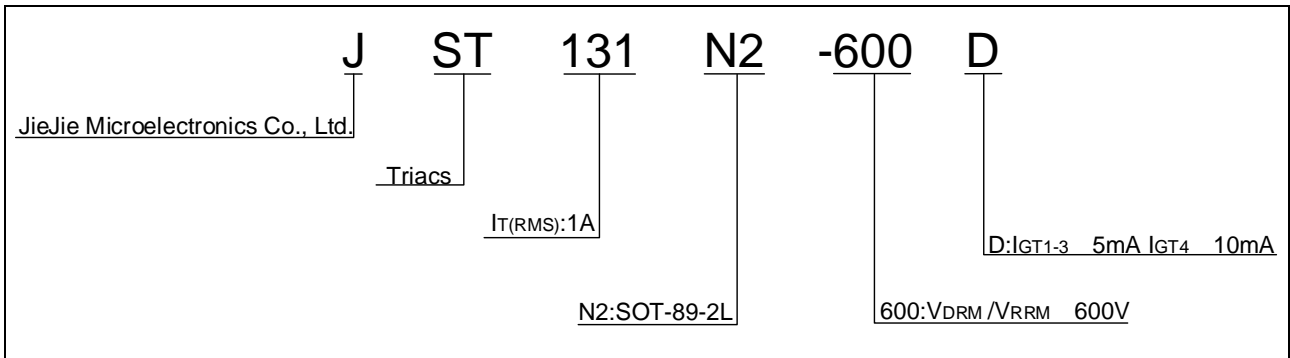
**MAIN FEATURES****ABSOLUTE MAXIMUM RATINGS**

Parameter	Symbol	Value	Unit
Storage junction temperature range	$T_{stg}$	-40-150	
Operating junction temperature range	$T_j$	-40-125	
Repetitive peak off-state voltage ( $T_j=25^\circ\text{C}$ )	$V_{DRM}$	600	V
Repetitive peak reverse voltage ( $T_j=25^\circ\text{C}$ )	$V_{RRM}$	600	V
RMS on-state current ( $T_c=58^\circ\text{C}$ )	$I_{T(RMS)}$	1	A
Non repetitive surge peak on-state current (full cycle, $t_p=20\text{ms}$ , $T_j=25^\circ\text{C}$ )	$I_{TSM}$	16.5	A
Non repetitive surge peak on-state current (full cycle, $t_p=16.6\text{ms}$ , $T_j=25^\circ\text{C}$ )		18	
$I^2t$ value for fusing ( $t_p=10\text{ms}$ , $T_j=25^\circ\text{C}$ )	$I^2t$	1.36	$\text{A}^2\text{s}$

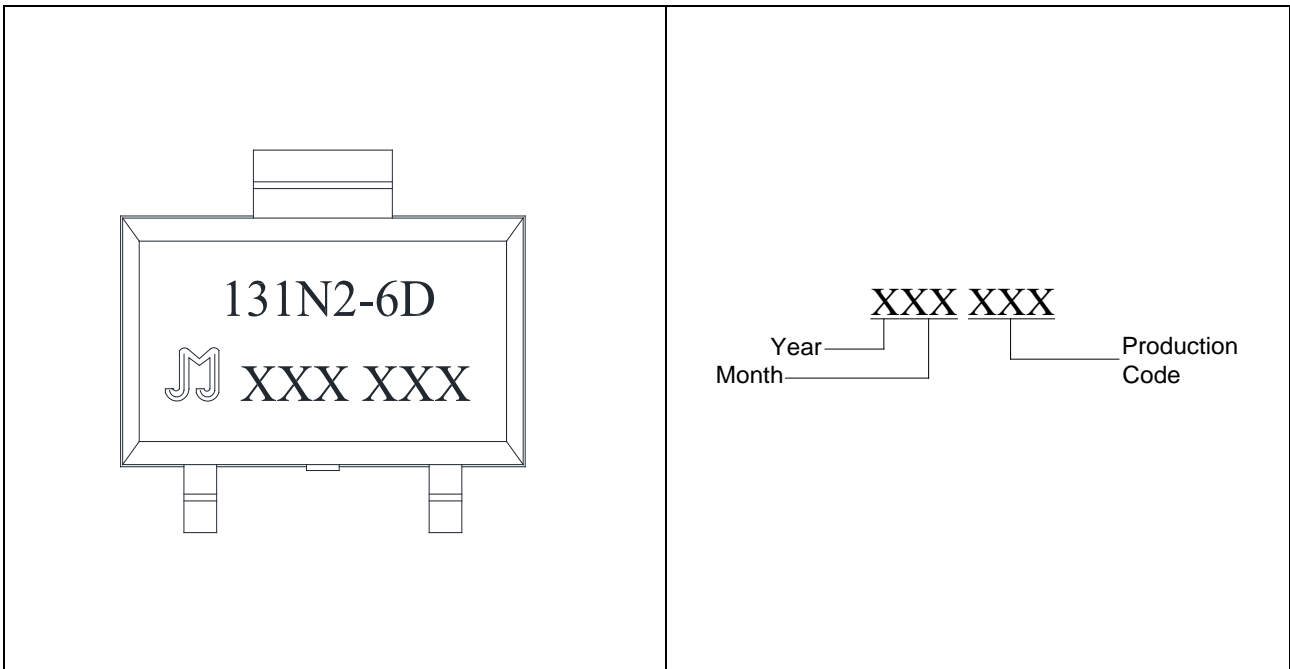
ELECTRICAL CHARACTERISTICS ( $T_j=25$  unless otherwise specified)

Symbol	Test Condition	Quadrant	Value		Unit
$I_{GT}$	$V_D=12V$ $R_L=33$	- -	MAX.	5	mA
				10	
$V_{GT}$		ALL	MAX.	1.3	V
$V_{GD}$	$V_D=V_{DRM}$ $T_j=125$ $R_L=3.3k$	ALL	MIN.	0.2	V
$I_L$	$I_G=1.2I_{GT}$	- -	MAX.	5	mA
				20	
$I_H$	$I_T=50mA$		MAX.	7	mA
$dV/dt$	$V_D=400V$ Gate Open $T_j=125$		MIN.	120	V/ $\mu s$
$(dV/dt)_c$	$(dI/dt)_c=0.44A/ms$ , $T_j=110$		MIN.	3	V/ $\mu s$
$t_{on}$ $t_{off}$	$I_G=20mA$ $I_A=200mA$ $I_R=20mA$ $T_j=25$		TYP.	2.5	$\mu s$

ORDERING INFORMATION

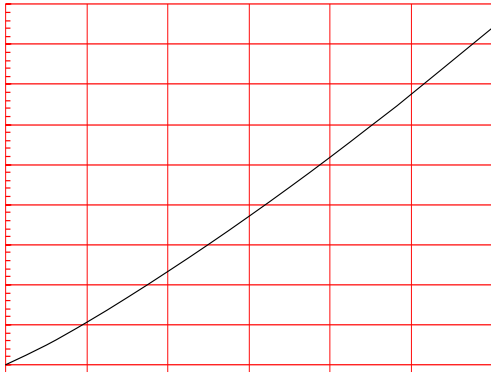


MARKING

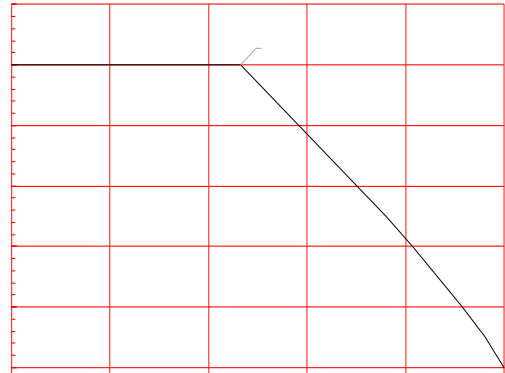


# JST131N2-600D

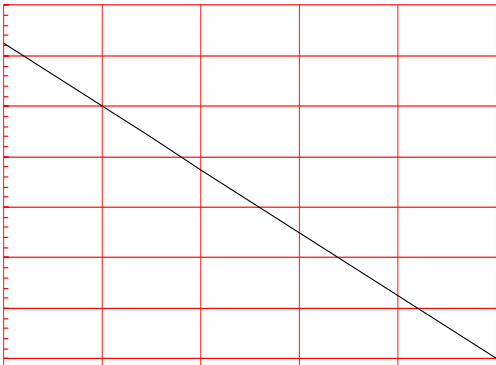
FIG.1:/He( )JTJ /TT3 1 Tf 0.001 Tc -0.006 Tw 0.614 0FIG.2/(M)25(a)PLV4Tca24nu0.01W dip 0.06Tve0.091 0  
 on-sate cent temper



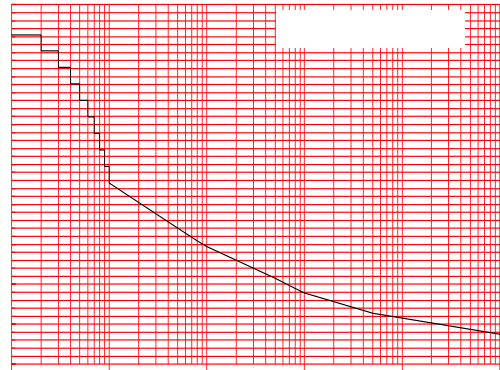
**FIG.3:** RMS on-state current versus ambient temperature (printed circuit board FR4, copper thickness: 35μm) (full cycle)



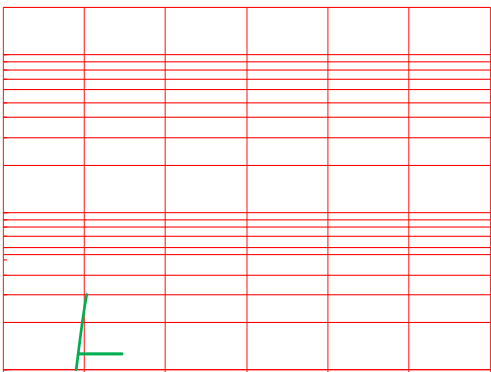
**FIG.4:** Surge peak on-state current versus number of cycles



**FIG.5:** On-state characteristics



**FIG.6:** Non-repetitive surge peak on-state current for a sinusoidal pulse with width  $t_p < 20\text{ms}$ , and corresponding value of  $I^2t$  ( - - :  $di/dt < 50\text{A}/\mu\text{s}$ ; :  $di/dt < 30\text{A}/\mu\text{s}$ )



**FIG.7:** Relative variations of gate trigger current, holding current and latching current versus junction temperature

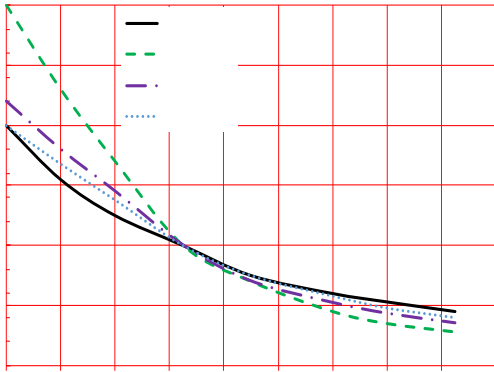



FIG.8 Test circuit for inductive and resistive loads to IEC-61000-4-5 standards

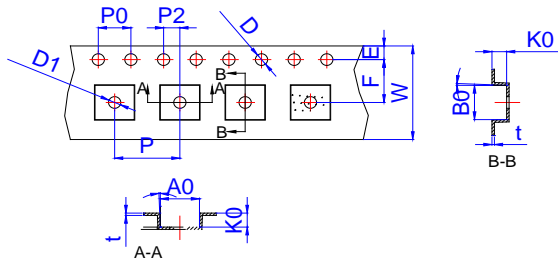


**ORDERING INFORMATION**

Order code	Voltage $V_{DRM}/V_{RRM}$ (V)	IGT(mA)		Package	Base qty. (pcs)	Delivery mode
		-	-			



DELIVERY MODE



Ref.	Dimensions					
	Millimeters			Inches		
	Min.	Typ.	Max.	Min.	Typ.	Max.
E	1.65	1.75	1.85	0.065	0.069	0.073
F	5.45	5.50	5.55	0.215	0.217	0.219
P2	1.90	2.00	2.10	0.075	0.079	0.082
D	-	1.50	1.60	-	0.059	0.063
D1	1.50			0.059		
P0	3.90	4.00	4.10	0.154	0.157	0.161
10P0	39.80	40.00	40.20	1.567	1.575	1.583
W			12.30			0.482
P	7.90	8.00	8.10	0.311	0.315	0.319
A0	5.20	5.30	5.40	0.204	0.208	0.212
B0	4.80	4.90	5.00	0.188	0.192	0.196
K0	1.75	1.85	1.95	0.069	0.073	0.076
t	0.20	0.25	0.30	0.008	0.010	0.012
		3°			5°	



Information furnished in this document is believed to be accurate and reliable. However, Jiangsu JieJie Microelectronics Co., Ltd. assumes no responsibility for the consequences of use without consideration for such information nor use beyond it. Information mentioned in this document is subject to change without notice, apart from that when an agreement is signed, Jiangsu JieJie complies with the agreement.

Products and information provided in this document have no infringement of patents. Jiangsu JieJie assumes no responsibility for any infringement of other rights of third parties which may result from the use of such products and information. This document supersedes and replaces all information previously supplied.

 is a registered trademark of Jiangsu JieJie Microelectronics Co., Ltd.  
Copyright © 2025 Jiangsu JieJie Microelectronics Co., Ltd. All rights reserved.