

**JST136V-800D 1A TRIAC**

Rev.A.1.1

The JST136V-800D triac is suitable for general purpose AC switching. It can be used as an ON/OFF function in applications such as heating regulation, induction motor starting circuits, for phase control operation in light dimmers, motor speed controllers. Package SOT-223 is RoHS compliant.

Parameter	Symbol	Value	Unit
Storage junction temperature range	T_{stg}	-40-150	
Operating junction temperature range	T_j	-40-125	
Repetitive peak off-state voltage ($T_j=25^\circ\text{C}$)	V_{DRM}	800	V
Repetitive peak reverse voltage ($T_j=25^\circ\text{C}$)	V_{RRM}	800	V
RMS on-state current ($T_c=107^\circ\text{C}$)	$I_{T(RMS)}$	1	A
Non repetitive surge peak on-state current (full cycle, $t_p=20\text{ms}$, $T_j=25^\circ\text{C}$)	I_{TSM}	25	A
Non repetitive surge peak on-state current (full cycle, $t_p=16.6\text{ms}$, $T_j=25^\circ\text{C}$)		27.5	
I^2t value for fusing ($t_p=10\text{ms}$, $T_j=25^\circ\text{C}$)	I^2t	3.125	A^2s

(T_j=25 unless otherwise specified)

Symbol	Test Condition	Quadrant	Value		Unit
I _{GT}	V _D =12V R _L =33	- -	MAX.	5	mA
				10	
V _{GT}	V _D =V	ALL	MAX.	1.3	V
V _{GD}					




FIG.1: Maximum power dissipation versus RMS on-state current

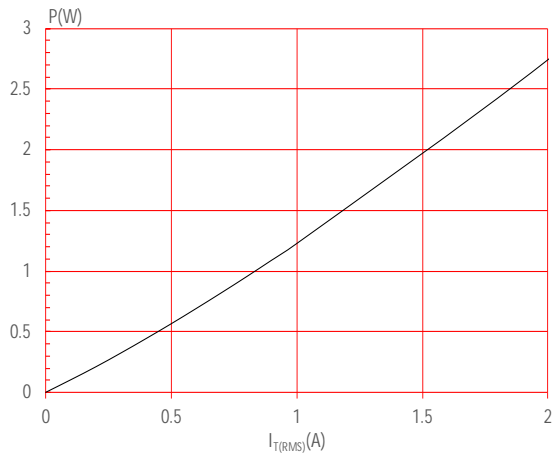


FIG.2: RMS on-state current versus case temperature



FIG.7: Relative variations of gate trigger current, holding current and latching current versus junction temperature

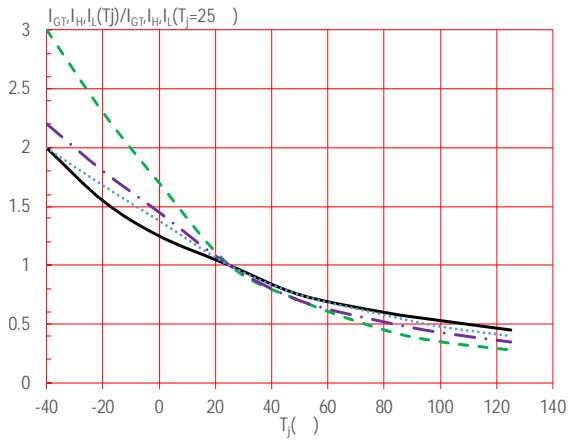


FIG.8 Test circuit for inductive and resistive loads to IEC-61000-4-5 standards

Order code	Voltage V_{DRM}/V_{RRM} (V)	IGT(mA) - -	Package	Base qty. (pcs)	Delivery mode
------------	----------------------------------	----------------	---------	--------------------	---------------

JST136V-800D

JieJie M

