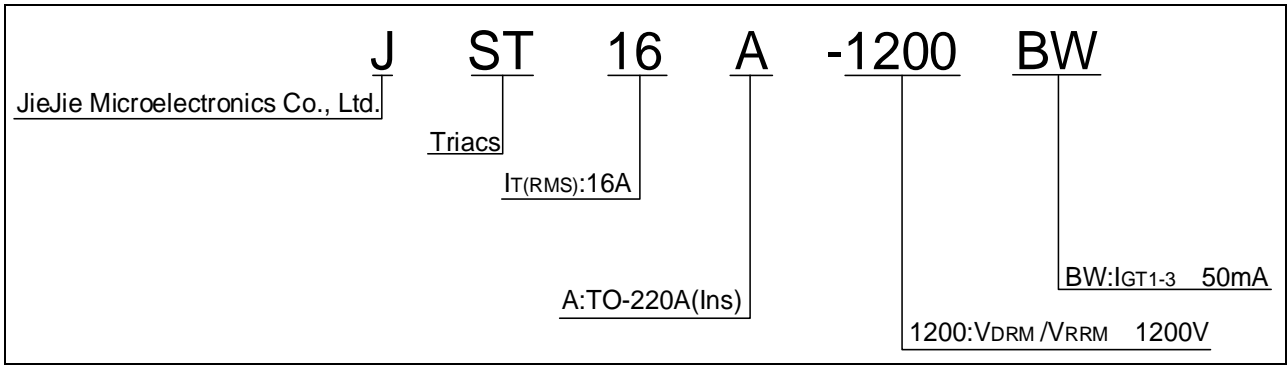


JST16A-1200BW

Peak gate power	P_{GM}	10	W
Peak pulse voltage ($T_j=25$; non-repetitive, off-state; FIG.7)	V_{pp}	4	kV

ELECTRICAL CHARACTERISTICS (T_eT_m [(T_m [(o2 T_m h)-10 (0 12 (g)1i.52 T_m [(P)T_m [(pecm [(i.52 t

ORDERING INFORMATION




MARKING ~~XXXXXXXXXX~~

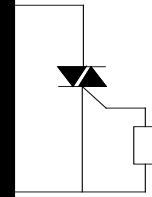

FIG.1: Maximum power dissipation versus RMS on-state current



FIG.2: RMS on-state current versus case temperature



00-4-5 standards



ORDERING INFORMATION

Order code	Voltage V_{DRM}/V_{RRM} (V)	IGT(mA)	Package	Base qty. (pcs)	Delivery mode
		H I- J			
JST16A-1200BW	1200	50	TO-220A(Ins)	50	Tube

Document Revision History

Date

|

PACKAGE MECHANICAL DATA

