



T1650H-8E 16A TRIAC

Rev.A.1.0

DESCRIPTION:

The T1650H-8E triac is suitable for general purpose AC switching. It can be used as an ON/OFF function in applications such as heating regulation, induction motor starting circuits, for phase control operation in light dimmers, motor speed controllers. Compared to traditional triacs, T1650H-8E provides a very high switching capability up to junction temperatures of 150°C. Package TO-263 is RoHS compliant.

MAIN FEATURES

ABSOLUTE MAXIMUM RATINGS

Parameter	Symbol	Value	Unit
Storage junction temperature range	T_{stg}	-40-150	
Operating			

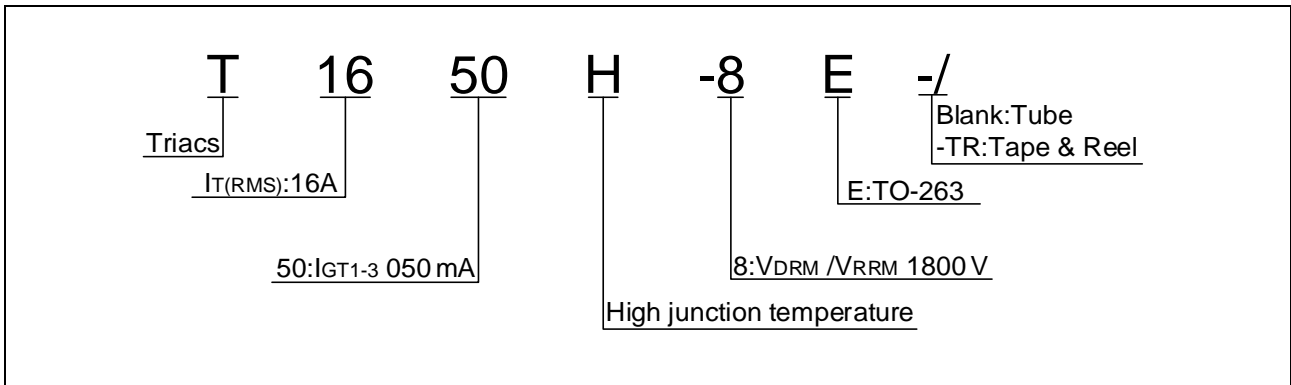
Peak pulse voltage ($T_j=25$; non-repetitive, off-state; FIG.8)	V_{pp}	4	kV
--	----------	---	----

ELECTRICAL CHARACTERISTICS (unless otherwise specified)

Symbol	Test Condition	Quadrant	Value		Unit
I_{GT}	$V_D=12V R_L=33$	- -	MAX.	50	mA
V_{GT}		- -	MAX.	1	V
V_{GD}	$V_D=V_{DRM} T_j=150$ $R_L=3.3K$	- -	MIN.	0.2	V
I_L	$I_G=1.2I_{GT}$	-	MAX.	80	mA
				100	
I_H	$I_T=500mA$		MAX.	60	mA
dV/dt	$V_D=540V$ Gate Open $T_j=150$		MIN.	1800	V/s
(dI/dt) _c	$V_D=150V$		MIN.	25	A/ms

D=1(00j -0.00450ct 70 757Ae1010 127891(85752(A2T)ro (f) EMO .8370-7VQ(D) 8104>BD6.04.1222902886)IT

ORDERING INFORMATION



MARKING

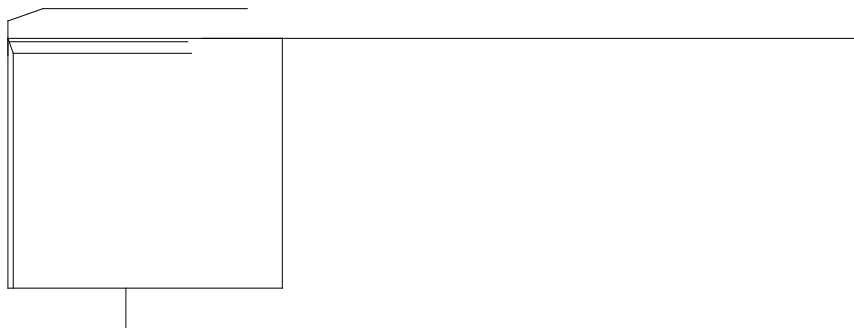


FIG.1 Maximum power dissipation versus RMS on-state current

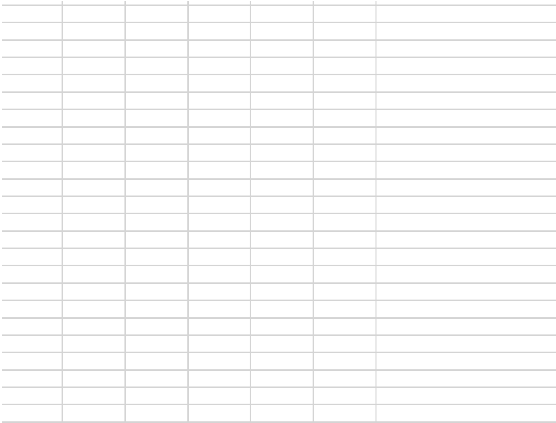
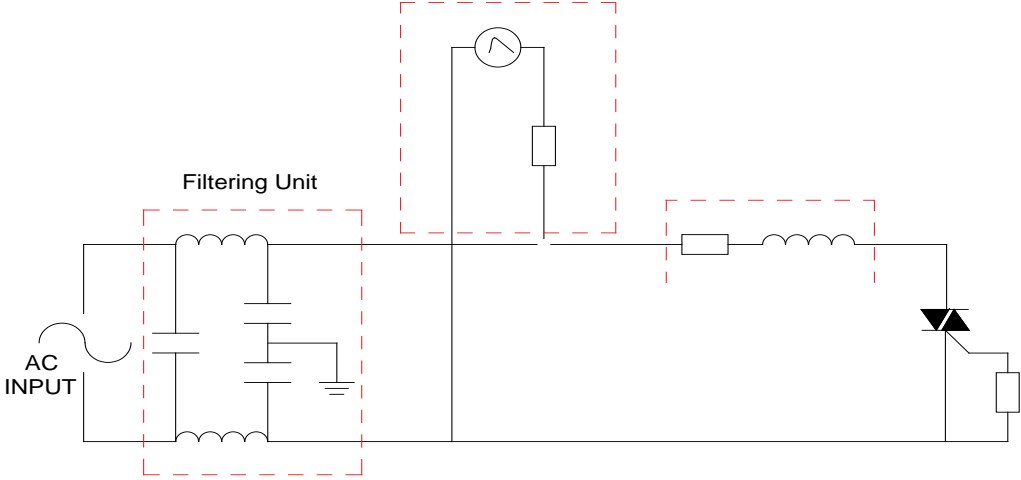


FIG.2: RMS on-state current versus case temperature

FIG.8 ÖTest circuit for inductive and resistive loads to IEC-61000-4-5 standards

IEC61000-4-5 Standards
Surge Generator



T1650H-8E

DELIVERY MODE

